

Señoras Caballeros Ladies Gentlemen
Signora Signori Damen Herren
Messieurs

THE
Convenience
COMPANY

A woman wearing a white wide-brimmed hat, a light-colored jacket, and a dark skirt stands in a courtyard. To her right is a modern, dark-colored portable toilet unit with two sets of stairs leading to separate entrances. The background features a large, historic building with a half-timbered upper story and a stone lower story. A large chimney is visible on the roof.

*Ladies and
Gentlemen...*

*Welcome to
The Convenience Company.*



Established in 1990, we were the first company to appreciate that guests at corporate or private events deserved more than basic toilet facilities.

Today we have the largest fleet of luxury mobile toilet units in the UK, providing facilities for:

- major sporting events;*
- blue~chip corporate clients;*
- hospitality event, and*
- private functions*

From race meetings to royal residences, our aim is simple ~ to provide outstanding service that ensures your guests remember the event, not the amenities.





Every toilet unit supplied by The Convenience Company is manufactured by ourselves to our own exacting and unique specification ~ combining quality fixtures and fittings with materials that ensure cleanliness and hygiene levels are never compromised. All our facilities include:

- *Gold and mahogany fittings*
- *Full length mirrors*
- *Background music*
- *Wall-to-wall carpeting*
- *Automatic air fresheners*

We can also provide additional services that give that final touch, such as personnel in attendance throughout the duration of your event to ensure that all toiletry items are continually restocked, and that our facilities remain clean and a pleasure to use.





U

sing The Convenience Company could not be easier ~ our toilets are delivered from one of our individually owned branches, which are situated throughout the county, by a four-wheel drive vehicle.

Our toilets can be sited virtually anywhere and, literally, all that we need is a power supply ~ the units arrive fully stocked for immediate use. Water and drainage facilities are not required and we can supply generators if needed.

Furthermore, units are available for guests who require wheelchair access or baby changing facilities.

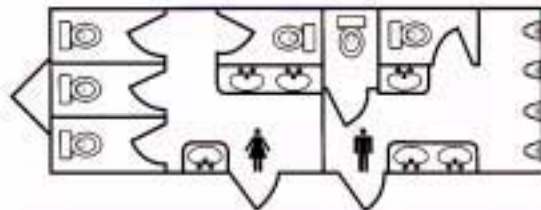


we have a range of units to suit every requirement, each built to the high standards you would expect from the market leader.

THE SHIRE

Where a large number of guests are expected, the Shire comes into its own. It features four toilets and three hand basins in the ladies section and two toilets, four urinals and three hand basins in the gents. The unit can also be converted for single-sex use due to an internal interconnecting door.

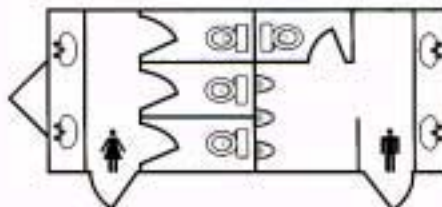
Length 6.71m (22') (including towing frame ~ 8.08 (26'6"))
 Width 2.34m (7'8")
 Height 2.90m (9'6")



THE COUNTY

Our most popular unit, the County includes three toilets and two hand basins within the ladies and one toilet, three urinals and two hand basins within the gents.

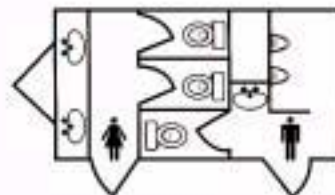
Length 5.48m (18') (including towing frame ~ 6.7 (22'))
 Width 2.34m (7'8")
 Height 2.90m (9'6")



THE SYLVAN

Where space may be at a premium, or for smaller events, we would recommend the Sylvan. For the ladies there are two toilets and two hand basins; for the gents, one toilet, two urinals and one hand basin.

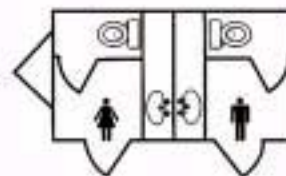
Length 4.26m (14') (including towing frame ~ 5.48 (18'))
 Width 2.34m (7'8")
 Height 2.90m (9'6")



THE MERE/THE DUO

Where minimal facilities are required, we have two types of units, the Mere and the Duo. Ideal for unisex facilities, each model includes two toilets and two hand basins.

Length 2.74m (9') (including towing frame ~ 3.96 (13'))
 Width 2.08m (6'10")
 Height 2.74m (9')



SPECIALIST FACILITIES

For those requiring wheelchair access or where baby changing facilities will be required, we have specifically designed units for these purposes. Each unit includes a toilet, a hand basin and a baby changing unit within a spacious self-contained cubicle.

Length 2.44m (8') (including towing frame ~ 3.04 (10'))
 (length of access ramp ~ 3.66 (12'))
 Width 1.82m (6')
 Height 2.74m (9')





he next step could not be simpler. Contact us with your event details ~ the type of event and the number of guests ~ and we will provide a tailored package that meets your individual requirements. Once booked, relax and leave it all to us



Contact your local branch:



The Convenience Company (Midlands)
Unit 5, Canalside Industrial Estate,
Cropwell Bishop, Nottinghamshire, NG12 3BE
Tel: 0115 989 0011 Fax: 0115 989 0022
www.theconco.co.uk

